

# Iteration via Tail Recursion in Racket



**CS251 Programming Languages**  
Fall 2016, Lyn Turbak

Department of Computer Science  
Wellesley College

## Overview

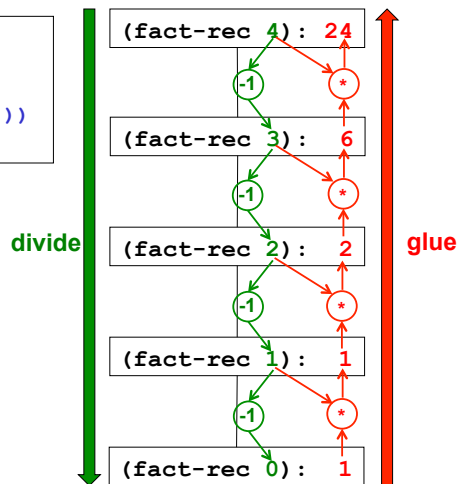
- What is iteration?
- Racket has no loops, and yet can express iteration. How can that be?
  - Tail recursion!
- Tail recursive list processing via `foldl`
- Other useful abstractions
  - General iteration via `iterate` and `iterate-apply`
  - General iteration via `genlist` and `genlist-apply`

## Factorial Revisited

```
(define (fact-rec n)
  (if (= n 0)
      1
      (* n (fact-rec (- n 1)))))
```

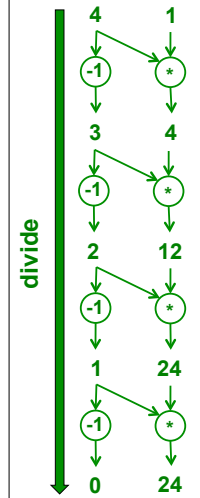
pending multiplication is nontrivial glue step

Invocation Tree



## An iterative approach to factorial

Idea: multiply on way down



State Variables:

- `num` is the current number being processed.
- `ans` is the product of all numbers already processed.

Iteration Table:

step	num	ans
1	4	1
2	3	4
3	2	12
4	1	24
5	0	24

Iteration Rules:

- next `num` is previous `num` minus 1.
- next `ans` is previous `num` times previous `ans`.

## Iterative factorial: tail recursive version

### Iteration Rules:

- next `num` is previous `num` minus 1.
- next `ans` is previous `num` times previous `ans`.

```
(define (fact-tail num ans)
  (if (= num 0)
      ans
      (fact-tail (- num 1) (* num ans))))
```

Diagram: A red arrow points from the text "stopping condition" to the condition `(= num 0)`. Two purple arrows point from `num` and `ans` in the function signature to their respective arguments in the recursive call.

```
;; Here, and in many tail recursions, need a wrapper
;; function to initialize first row of iteration
;; table. E.g., invoke (fact-iter 4) to calculate 4!
(define (fact-iter n)
  (fact-tail n 1))
```

Iteration/Tail Recursion 5

## Tail-recursive factorial: invocation tree

```
;; Here, and in many tail recursions, need a wrapper
;; function to initialize first row of iteration
;; table. E.g., invoke (fact-iter 4) to calculate 4!
```

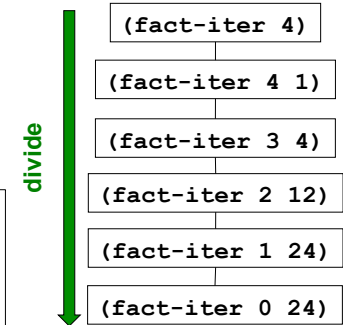
```
(define (fact-iter n)
  (fact-tail n 1))

(define (fact-tail num ans)
  (if (= num 0)
      ans
      (fact-tail (- num 1) (* num ans))))
```

### Iteration Table:

step	num	ans
1	4	1
2	3	4
3	2	12
4	1	24
5	0	24

### Invocation Tree:



no glue!

Iteration/Tail Recursion 6

## The essence of iteration in Racket

- A process is **iterative** if it can be expressed as a sequence of steps that is repeated until some stopping condition is reached.
- In divide/conquer/glue methodology, an iterative process is a recursive process with a **single subproblem and no glue step**.
- Each recursive method call is a **tail call** -- i.e., a method call with no pending operations after the call. When all recursive calls of a method are tail calls, it is said to be **tail recursive**. A tail recursive method is one way to specify an iterative process.

Iteration is so common that most programming languages provide special constructs for specifying it, known as **loops**.

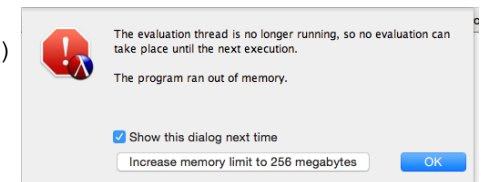
Iteration/Tail Recursion 7

## inc-rec in Racket

```
; Extremely silly and inefficient recursive incrementing
; function for testing Racket stack memory limits
(define (inc-rec n)
  (if (= n 0)
      1
      (+ 1 (inc-rec (- n 1)))))
```

```
> (inc-rec 1000000) ; 10^6
1000001
```

```
> (inc-rec 10000000) ; 10^7
```



Iteration/Tail Recursion 8

## inc\_rec in Python

```
def inc_rec (n):  
    if n == 0:  
        return 1  
    else:  
        return 1 + inc_rec(n - 1)
```

```
In [16]: inc_rec(100)  
Out[16]: 101
```

```
In [17]: inc_rec(1000)
```

```
...  
/Users/fturbak/Desktop/lyn/courses/cs251-archive/cs251-s16/slides-lyn-s16/racket-tail/iter.py in  
inc_rec(n)  
9     return 1  
10    else:  
--> 11    return 1 + inc_rec(n - 1)  
12 # inc_rec(10) => 11  
13 # inc_rec(100) => 101
```

**RuntimeError: maximum recursion depth exceeded**

Iteration/Tail Recursion 9

## inc-iter/inc-tail in Racket

```
(define (inc-iter n)  
  (inc-tail n 1))  
  
(define (inc-tail num resultSoFar)  
  (if (= num 0)  
      resultSoFar  
      (inc-tail (- num 1) (+ resultSoFar 1))))
```

```
> (inc-iter 10000000) ; 10^7  
10000001
```

```
> (inc-iter 100000000) ; 10^8  
100000001
```

Will inc-iter ever run out of memory?

Iteration/Tail Recursion 10

## inc\_iter/inc\_tail in Python

```
def inc_iter (n): # Not really iterative!  
    return inc_tail(n, 1)  
  
def inc_tail(num, resultSoFar):  
    if num == 0:  
        return resultSoFar  
    else:  
        return inc_tail(num - 1, resultSoFar + 1)
```

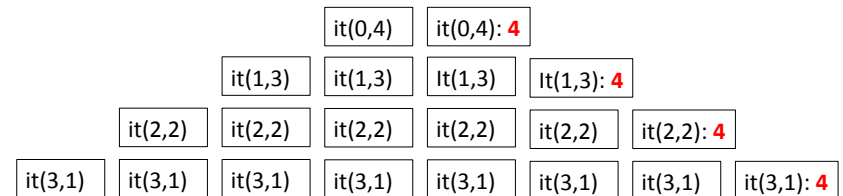
```
In [19]: inc_iter(100)  
Out[19]: 101
```

```
In [19]: inc_iter(1000)
```

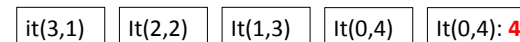
```
...  
RuntimeError: maximum recursion depth exceeded
```

Iteration/Tail Recursion 11

## Why the Difference?



**Python** pushes a stack frame for every call to iter\_tail. When iter\_tail(0,4) returns the answer 4, the stacked frames must be popped even though no other work remains to be done coming out of the recursion.



**Racket's tail-call optimization** replaces the current stack frame with a new stack frame when a tail call (function call not in a subexpression position) is made. When iter-tail(0,4) returns 4, no unnecessarily stacked frames need to be popped!

Iteration/Tail Recursion 12

## Origins of Tail Recursion

MASSACHUSETTS INSTITUTE OF TECHNOLOGY  
ARTIFICIAL INTELLIGENCE LABORATORY

AI Memo 443

October 1977

DEBUNKING THE "EXPENSIVE PROCEDURE CALL" MYTH  
or, PROCEDURE CALL IMPLEMENTATIONS CONSIDERED HARMFUL  
or, LAMBDA: THE ULTIMATE GOTO

by

Guy Lewis Steele Jr. \*



Guy Lewis Steele  
a.k.a. "The Great Quux"

- One of the most important but least appreciated CS papers of all time
- Treat a function call as a GOTO that passes arguments
- Function calls should not push stack; subexpression evaluation should!
- Looping constructs are unnecessary; tail recursive calls are a more general and elegant way to express iteration.

Iteration/Tail Recursion 13

## What to do in Python (and most other languages)?

In Python, **must** re-express the tail recursion as a loop!

```
def inc_loop (n):
    resultSoFar = 0
    while n > 0:
        n = n - 1
        resultSoFar = resultSoFar + 1
    return resultSoFar
```

```
In [23]: inc_loop(1000) # 10^3
Out[23]: 1001
```

```
In [24]: inc_loop(10000000) # 10^8
Out[24]: 10000001
```

But Racket doesn't need loop constructs because tail recursion suffices for expressing iteration!

Iteration/Tail Recursion 14

## Iterative factorial: Python **while** loop version

Iteration Rules:

- next **num** is previous **num** minus 1.
- next **ans** is previous **num** times previous **ans**.

```
def fact_while(n):

    num = n
    ans = 1
    } Declare/initialize local
    state variables

    while (num > 0):
        ans = num * ans
        num = num - 1
    } Calculate product and
    decrement num

    return ans
} Don't forget to return answer!
```

Iteration/Tail Recursion 15

## **while** loop factorial: Execution Land

Execution frame for **fact\_while(4)**

	n	num	ans
	4	<del>4</del>	<del>1</del>
num = n		<del>3</del>	<del>4</del>
ans = 1		<del>2</del>	<del>12</del>
→ while (num > 0):		<del>1</del>	<del>24</del>
ans = num * ans		0	24
num = num - 1			
return ans			

step	num	ans
1	4	1
2	3	4
3	2	12
4	1	24
5	0	24

Iteration/Tail Recursion 16

## Gotcha! Order of assignments in loop body

What's wrong with the following loop version of factorial?

```
def fact_while(n):
    num = n
    ans = 1
    while (num > 0):
        num = num - 1
        ans = num * ans
    return ans
```

**Moral:** must think carefully about order of assignments in loop body!

**Note:**  
tail recursion  
doesn't have  
this gotcha!

```
(define (fact-tail num ans)
  (if (= num 0)
      ans
      (fact-tail (- num 1) (* num ans))))
```

Iteration/Tail Recursion 17

## Relating Tail Recursion and while loops

```
(define (fact-iter n)
  (fact-tail n 1))

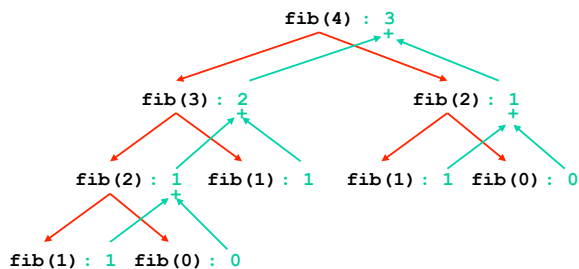
(define (fact-tail num ans)
  (if (= num 0)
      ans
      (fact-tail (- num 1) (* num ans))))
```

```
def fact_while(n):
    num = n
    ans = 1
    while (num > 0):
        num = num - 1
        ans = num * ans
    return ans
```

Iteration/Tail Recursion 18

## Recursive Fibonacci

```
(define (fib-rec n) ; returns rabbit pairs at month n
  (if (< n 2) ; assume n >= 0
      n
      (+ (fib-rec (- n 1)) ; pairs alive last month
         (fib-rec (- n 2)) ; newborn pairs
        )))
```



Iteration/Tail Recursion 19

## Iteration leads to a more efficient Fib

The Fibonacci sequence: 0, 1, 1, 2, 3, 5, 8, 13, 21, ...

Iteration table for calculating the 8th Fibonacci number:

n	i	fib_i	fib_i_plus_1
8	0	0	1
8	1	1	1
8	2	1	2
8	3	2	3
8	4	3	5
8	5	5	8
8	6	8	13
8	7	13	21
8	8	21	34

Iteration/Tail Recursion 20

## Iterative Fibonacci in Racket

Flesh out the missing parts

```
(define (fib-iter n)
  (fib-tail ... ))

(define (fib-tail n i fib_i fib_i_plus_1)
  ...

)
```

Iteration/Tail Recursion 21

## Gotcha! Assignment order and temporary variables

What's wrong with the following looping versions of Fibonacci?

```
def fib_for1(n):
    fib_i = 0
    fib_i_plus_1 = 1
    for i in range(n):
        fib_i = fib_i_plus_1
        fib_i_plus_1 = fib_i + fib_i_plus_1
    return fib_i
```

```
def fib_for2(n):
    fib_i = 0
    fib_i_plus_1 = 1
    for i in range(n):
        fib_i_plus_1 = fib_i + fib_i_plus_1
        fib_i = fib_i_plus_1
    return fib_i
```

**Moral:** sometimes no order of assignments to state variables in a loop is correct and it is necessary to introduce one or more **temporary variables** to save the previous value of a variable for use in the right-hand side of a later assignment.

Or can use **simultaneous assignment** in languages that have it (like Python!) Iteration/Tail Recursion 22

## Fixing Gotcha

1. Use a temporary variable (in general, might need n-1 such vars for n state variables)

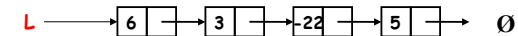
```
def fib_for_fixed1(n):
    fib_i = 0
    fib_i_plus_1 = 1
    for i in range(n):
        fib_i_prev = fib_i
        fib_i = fib_i_plus_1
        fib_i_plus = fib_i_prev + fib_i_plus_1
    return fib_i
```

2. Use simultaneous assignment:

```
def fib_for_fixed2(n):
    fib_i = 0
    fib_i_plus_1 = 1
    for i in range(n):
        (fib_i, fib_i_plus_1) = \
            (fib_i_plus_1, fib_i + fib_i_plus_1)
    return fib_i
```

Iteration/Tail Recursion 23

## Iterative list summation



Iteration table

L	result
'(6 3 -22 5)	0
'(3 -22 5)	6
'(-22 5)	9
'(5)	-13
'()	-8

Iteration/Tail Recursion 24

## Capturing list iteration via `my-foldl`

```
(define (my-foldl combiner resultSoFar xs)
  (if (null? xs)
      resultSoFar
      (my-foldl combiner
                (combiner (first xs) resultSoFar)
                (rest xs))))
```

Iteration/Tail Recursion 25

## `my-foldl` Examples

```
> (my-foldl + 0 (list 7 2 4))
13

> (my-foldl * 1 (list 7 2 4))
56

> (my-foldl cons null (list 7 2 4))
'(7 2 4)

> (my-foldl (λ (n res) (+ (* 10 res) n))
            0
            (list 7 2 4))
720
```

Iteration/Tail Recursion 26

## Built-in Racket `foldl` Function Folds over Any Number of Lists

```
> (foldl cons null (list 7 2 4))
'(4 2 7)

> (foldl (λ (a b res) (+ (* a b) res))
        0
        (list 2 3 4)
        (list 5 6 7))
56

> (foldl (λ (a b res) (+ (* a b) res))
        0
        (list 1 2 3 4)
        (list 5 6 7))
> ERROR: foldl: given list does not have the same
size as the first list: '(5 6 7)
```

Iteration/Tail Recursion 27

## Iterative vs Recursive List Reversal

```
(define (reverse-iter xs)
  (foldl cons null xs))

(define (reverse-rec xs)
  (foldr snoc null xs))

(define (snoc x ys)
  (foldr cons (list x) ys))
```

How do these compare in terms of the number of conses performed for a list of length 100? 1000? n?

Iteration/Tail Recursion 28

## What does this do?

```
(define (whatisit f xs)
  (foldl (λ (x listSoFar)
          (cons (f x) listSoFar))
        null
        xs)))
```

Iteration/Tail Recursion 29

## iterate

```
(define (iterate next done? finalize state)
  (if (done? state)
      (finalize state)
      (iterate next done? finalize
                (next state))))
```

For example:

```
(define (fact-iterate n)
  (iterate (λ (num&prod)
            (list (- (first num&prod) 1)
                  (* (first num&prod)
                    (second num&prod))))
          (λ (num&prod) (<= (first num&prod) 0))
          (λ (num&prod) (second num&prod))
          (list n 1)))
```

Iteration/Tail Recursion 30

## Your Turn

```
(define (least-power-geq base threshold)
  (iterate ??? ; next
           ??? ; done?
           ??? ; finalize
           ??? ; initial state
           ))
```

```
> (least-power-geq 2 10)
```

```
16
```

```
> (least-power-geq 5 100)
```

```
125
```

```
> (least-power-geq 3 100)
```

```
243
```

How could we return just the exponent rather than the base raised to the exponent?

Iteration/Tail Recursion 31

## What do These Do?

```
(define (mystery1 n) ; Assume n >= 0
  (iterate (λ (ns) (cons (- (first ns) 1) ns))
          (λ (ns) (<= (first ns) 0))
          (λ (ns) ns)
          (list n)))
```

```
(define (mystery2 n)
  (iterate (λ (ns) (cons (quotient (first ns) 2) ns))
          (λ (ns) (<= (first ns) 1))
          (λ (ns) (- (length ns) 1))
          (list n)))
```

Iteration/Tail Recursion 32



## Using `let` to introduce local names

```
(define (fact-let n)
  (iterate (λ (num&prod)
            (let ([num (first num&prod)]
                  [prod (second num&prod)])
              (list (- num 1) (* num prod))))
          (λ (num&prod) (<= (first num&prod) 0))
          (λ (num&prod) (second num&prod))
          (list n 1)))
```

Iteration/Tail Recursion 33

## Using `match` to introduce local names

```
(define (fact-match n)
  (iterate (λ (num&prod)
            (match num&prod
              [(list num prod)
               (list (- num 1) (* num prod))]))
          (λ (num&prod) (<= num 0))
          (λ (num&prod)
            (match num&prod
              [(list num prod) prod]))
          (list n 1)))
```

Iteration/Tail Recursion 34

## `apply` and `iterate-apply`

```
> ((λ (a b c) (+ (* a b) c)) 2 3 4)
10
> (apply (λ (a b c) (+ (* a b) c)) (list 2 3 4))
10
```

```
(define (iterate-apply next done? finalize state)
  (if (apply done? state)
      (apply finalize state)
      (iterate-apply next done? finalize
                     (apply next state))))
```

```
(define (fact-iterate-apply n)
  (iterate-apply (λ (num prod)
                  (list (- num 1) (* num prod)))
                (λ (num prod) (<= num 0))
                (λ (num prod) prod)
                (list n 1)))
```

Iteration/Tail Recursion 35

## Your Turn

```
(define (fib-iterate-apply n)
  (iterate-apply ??? ; next
                 ??? ; done?
                 ??? ; finalize
                 ??? ; initial state
                 ))
```

n	i	fib_i	fib_i_plus_1
8	0	0	1
8	1	1	1
8	2	1	2
8	3	2	3
8	4	3	5
8	5	5	8
8	6	8	13
8	7	13	21
8	8	21	34

Iteration/Tail Recursion 36

## Iterative Version of genlist

```
;; Returns the same list as genlist, but requires only
;; constant stack depth (*not* proportional to list length)
(define (genlist-iter next done? keepDoneValue? seed)
  (iterate-apply
   (lambda (state reversedStatesSoFar)
     (list (next state)
           (cons state reversedStatesSoFar)))
   (lambda (state reversedStatesSoFar) (done? state))
   (lambda (state reversedStatesSoFar)
     (if keepDoneValue?
         (reverse (cons state reversedStatesSoFar))
         (reverse reversedStatesSoFar)))
   (list seed '())))
```

Example: How does this work?

```
(genlist-iter (lambda (n) (quotient n 2))
              (lambda (n) (<= n 0))
              5)
```

Iteration/Tail Recursion 37

## Iterative Version of genlist-apply

```
(define (genlist-apply-iter next done? keepDoneValue? seed)
  (iterate-apply
   (lambda (state reversedStatesSoFar)
     (list (apply next state)
           (cons state reversedStatesSoFar)))
   (lambda (state reversedStatesSoFar) (apply done? state))
   (lambda (state reversedStatesSoFar)
     (if keepDoneValue?
         (reverse (cons state reversedStatesSoFar))
         (reverse reversedStatesSoFar)))
   (list seed '())))
```

Iteration/Tail Recursion 38

## genlist-apply-iter Example

```
(define (fact-table-apply-iter n)
  (genlist-apply-iter
   (lambda (num ans) (list (- num 1) (* num ans)))
   (lambda (num ans) (<= num 0))
   #t
   (list n 1)))
```

Iteration/Tail Recursion 39