

Magic Lantern

Make a lamp that glows your favorite color



Put the pico-light inside a plastic cup or other clear container.

Hint: Turn off the lights and lower the shades. The lantern looks best in a dark room.

You can add a second light to make your lantern brighter



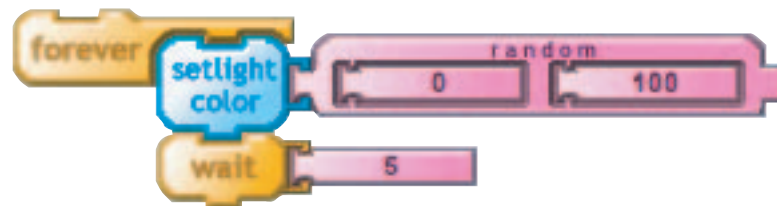
Click with the wand to turn on the light

To get a different color, move the slider and click again



Show off all the colors

Tell the Cricket to pick random colors.



Add special effects

You can use craft materials to get different effects.

Try different ways to:

Spread the light (tissue, wax paper, white felt, sandpaper, plastic bag)

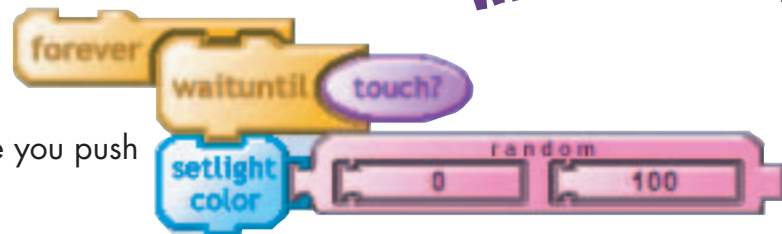
Block the light (patterns cut in black construction paper)

Reflect the light (patterns cut in aluminum foil)



Push-button control

Connect a touch sensor.



Get a new color each time you push the sensor.

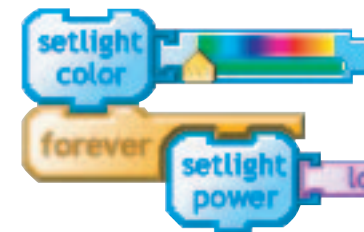
What kind of mood do you want to make?

CHANGE THE MOOD OF YOUR ROOM!

Program your lantern

Choose a pattern of colors

Try different colors for different moods...



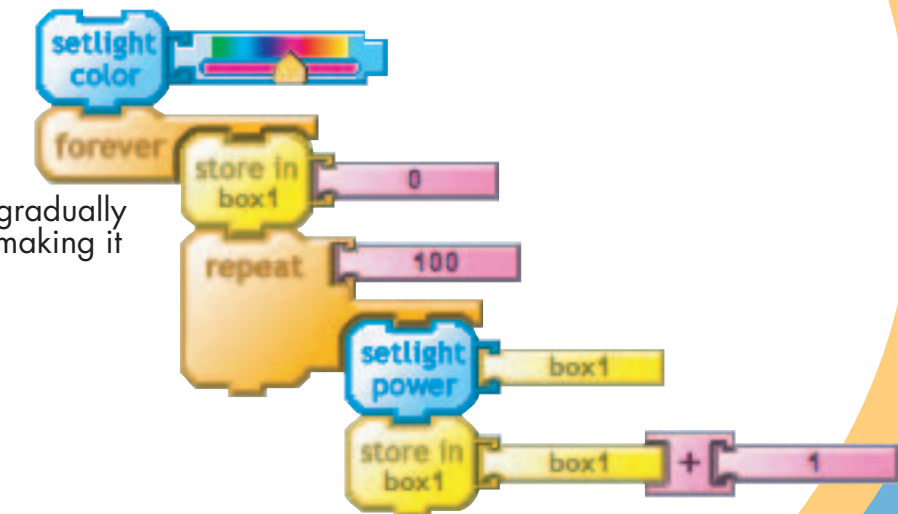
Lights that listen

Connect a loudness sensor.

The louder you talk, the brighter it gets.

In a heartbeat

You can make a program that gradually increases the lantern's power, making it throb.



More Things To Try

Other places to put a light:

- inside a ping-pong ball or a Styrofoam cup
- at the end of a straw; use the straw to guide the light
- inside a pumpkin to make a jack-o-lantern

Other possible programs:

- Glide from one color to another
- Flicker like a fire – or a disco party