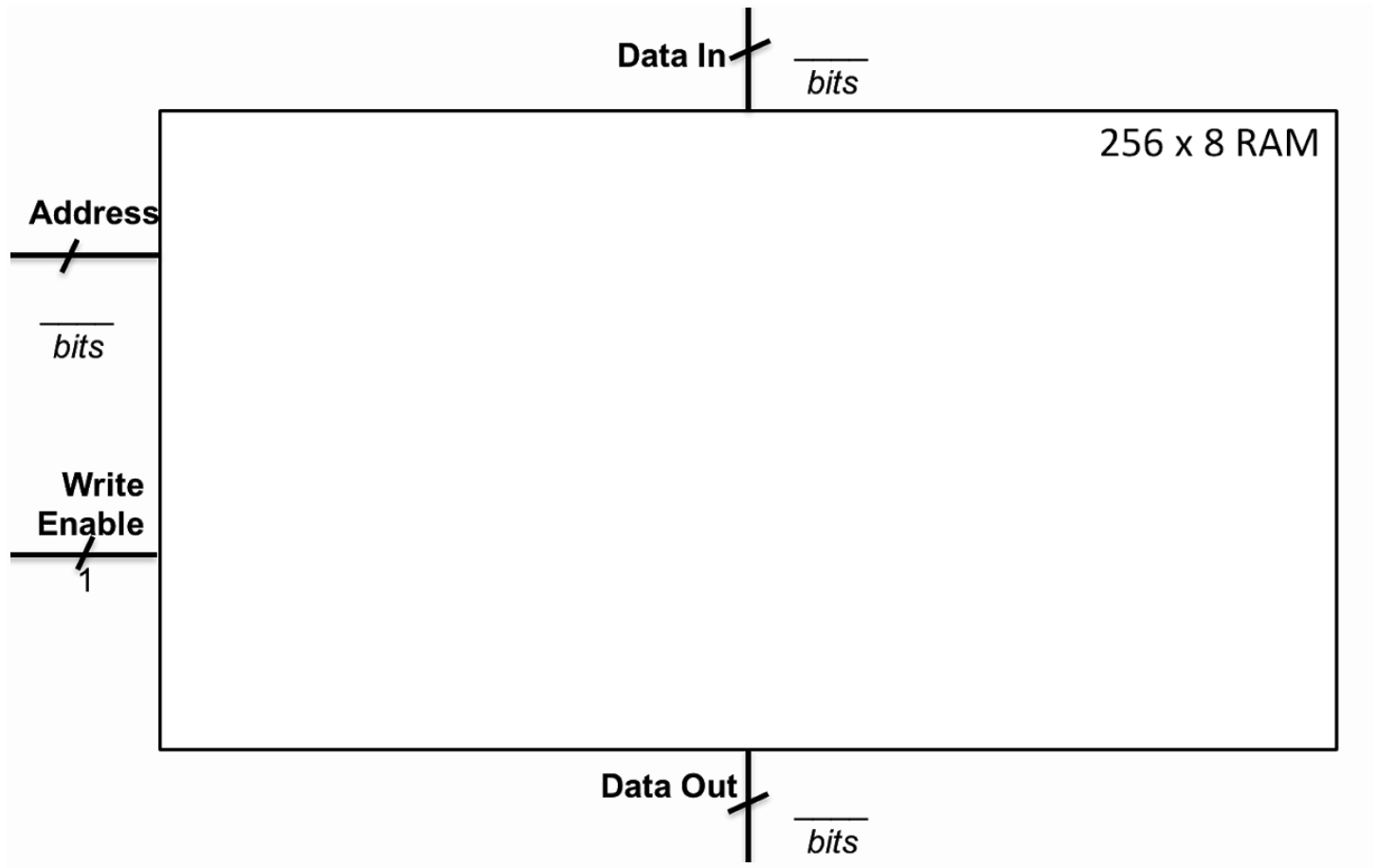


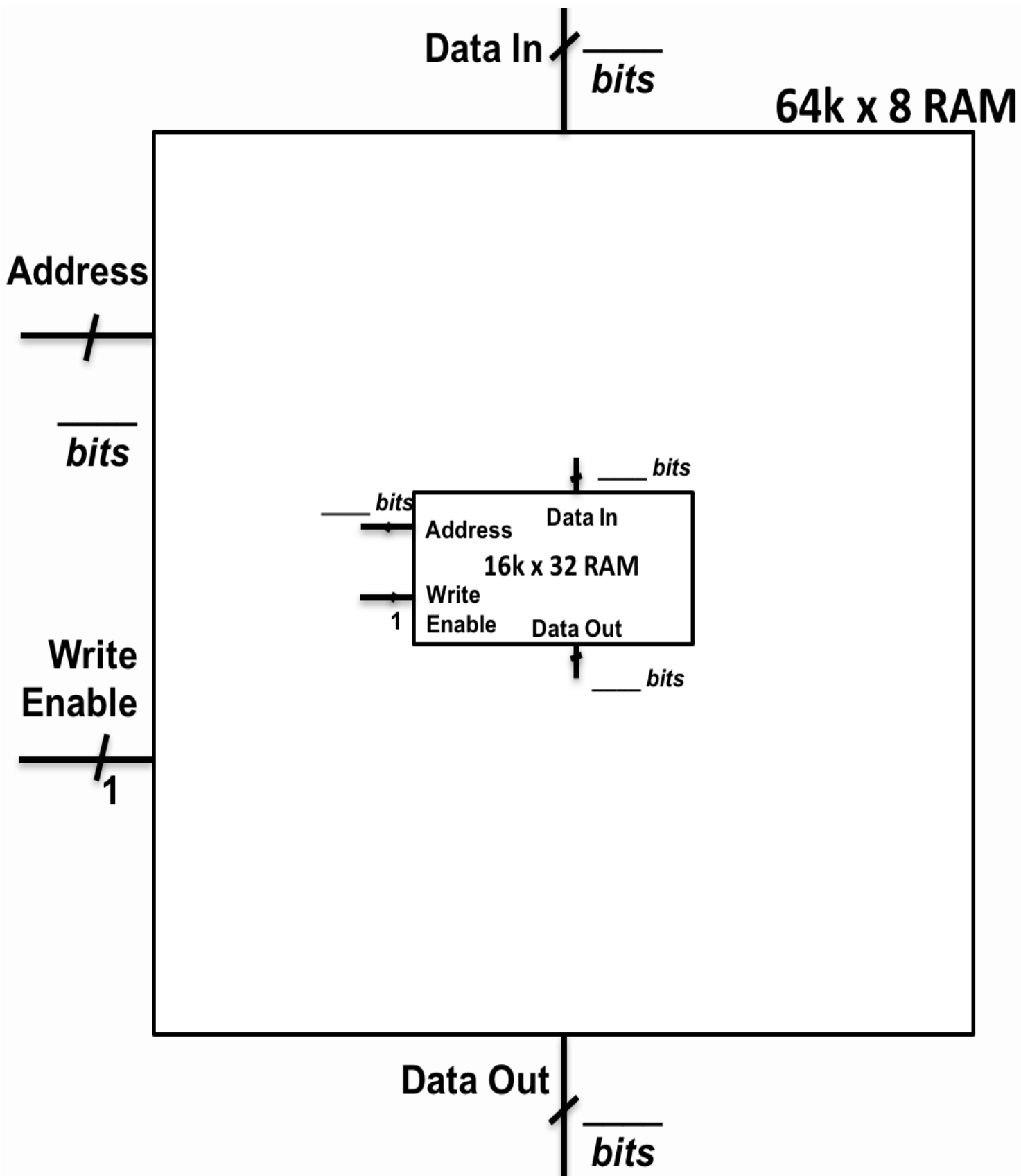
About how many hours did you spend actively working on this assignment? _____

1. Reconstructing Memories

1a. Draw a 256x8 RAM based on two 256x4 RAMs. Your logic will go inside the box.



1b. Draw a 64K×8 RAM based on one 16K×32 RAM.



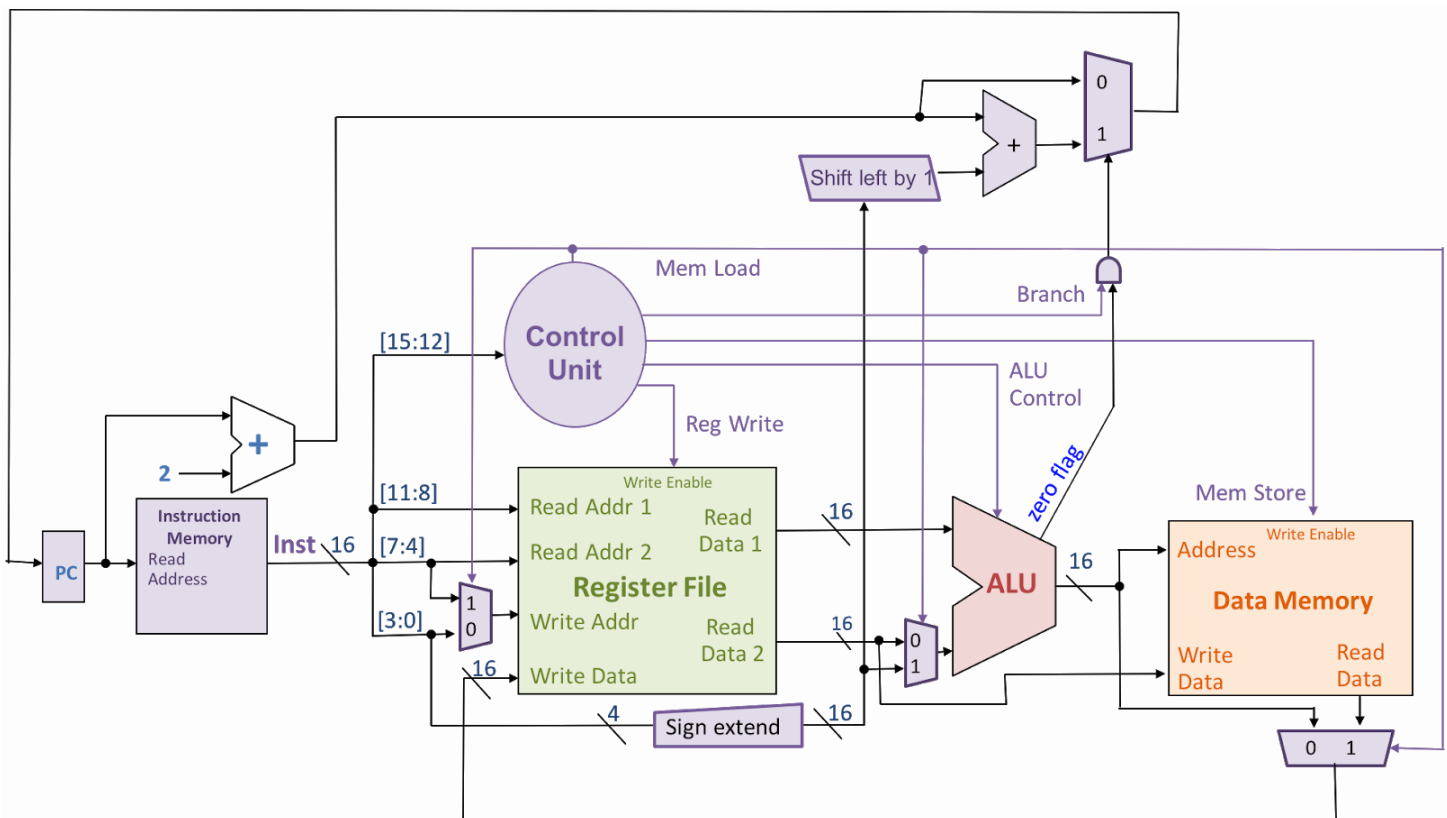
2. Taking Control

Control Unit Truth Table

Instruction Name	Opcode _[3:0] (4 bits)	Reg Write (1 bit)	ALU Op _[3:0] (4 bits)	Mem Store (1 bit)	Mem Load (1 bit)	Branch (1 bit)	Jump (4a) (1 bit)
LW							
SW							
ADD							
SUB							
AND							
OR							
BEQ							
JMP (4a)							
NAND (5b)							

3. Jumping into the Unknown

3a. Draw JMP logic and fill the JMP row in the control unit truth table above.



3b i. Execute this code, assuming **R2** holds 5 and **R3** holds 2. Indicate the final register values when the code reaches **HALT**.

```
0: AND R2, R2, R4
2: AND R3, R3, R5
4: BEQ R5, R0, 3
6: SUB R5, R1, R5
8: ADD R4, R4, R4
A: JMP 2
C: HALT # Stops execution.
```

R2: _____ R3: _____ **R4:** _____ R5: _____

3b ii. Single line of C code equivalent to this code.

R4 = _____ ;

4. Instruction Not Missing

4a. The instruction **NOT Rs, Rd** can be emulated by running the following instructions instead:

4b-c. NAND/NOT encoding and definition

----- 16-bit encoding -----

Assembly	Meaning	Opcode [15:12]	Rs [11:8]	Rt [7:4]	Rd [3:0]
(5b) NAND Rs, Rt, Rd	$R[d] \leftarrow \sim(Rs \ \& \ Rt)$				
(5c) NOT Rs, Rd	$R[d] \leftarrow \sim Rs$				

5. Points Affixed and Afloat in a C of Numbers

5a. Fixed point numbers Sea Type	Minimum (base ten)	Maximum (base ten)	iii. Adder (It fits! Reuse provided parts.)
i. signed fixed8ths char			
ii. signed fixed32nds char			

5b. Floating point conversion.

6-bit floating-point encoding	110101	100001	011100	000011	010010	111101
Decimal number represented						