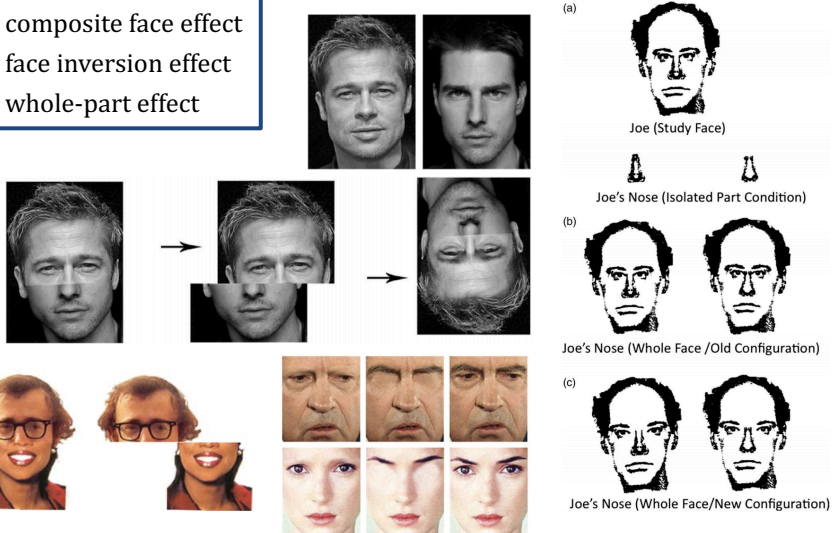


Feature based vs. holistic processing

Tanaka & Simonyi (2016), Sinha et al. (2006)

- composite face effect
- face inversion effect
- whole-part effect



Feature based vs. holistic processing

composite face effect

Aligned Misaligned



- identical top halves seen as different when aligned with different bottom halves
- when misaligned, top halves perceived as identical

face inversion effect

Upright



Inverted



- inversion disrupts recognition of faces more than other objects
- prosopagnosics do not show effect

whole-part effect

Study



b Whole



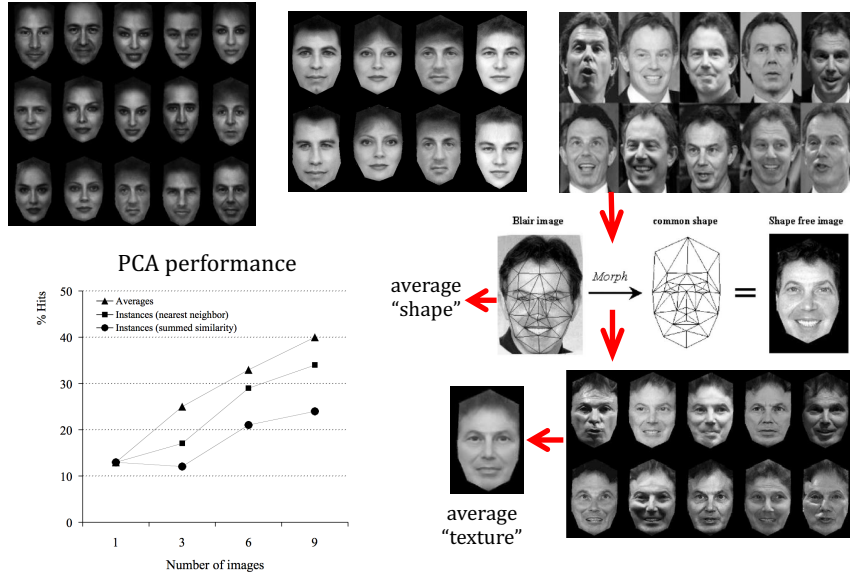
c Part



Identification of "studied" face is significantly better in whole vs. part condition




The power of averages, Burton et al. (2005)



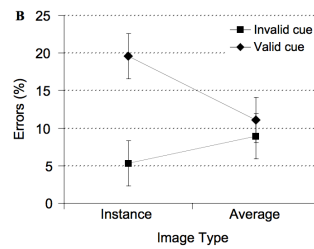
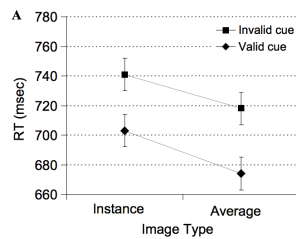
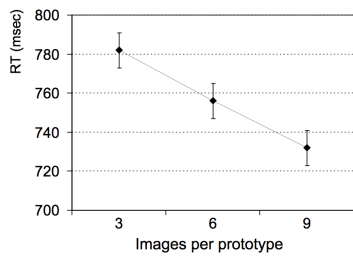
Human recognition of average faces

Burton et al. (2005)

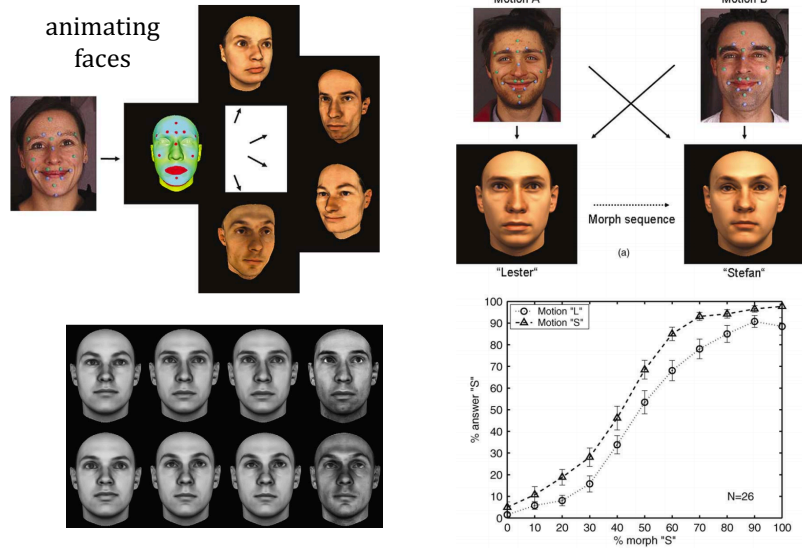


Performance: texture + shape images

Performance: shape-free images



Role of facial motion, Knappmeyer et al. 2003



Role of facial motion, Knappmeyer et al. 2003

